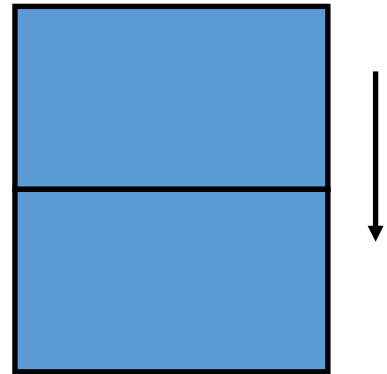


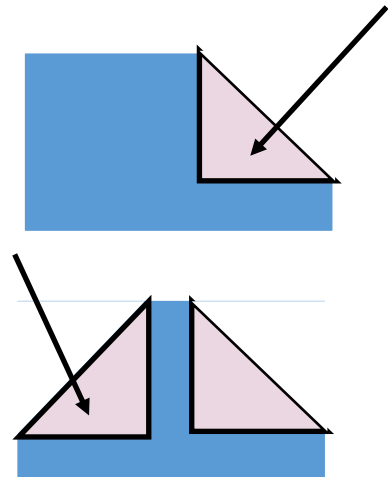
# How to make a pilgrim hat.

## 1. Fold paper in half.

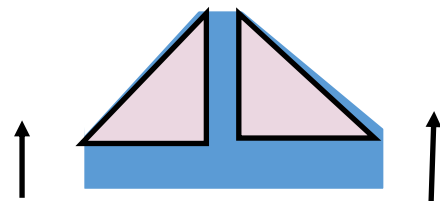
*The bigger the paper, the bigger the hat.  
A3 or a sheet of newspaper works well.*



## 2. Fold down corners.



## 3. Fold lower edges up.



## 4. Decorate your hat.

*Draw patterns, stick on pictures  
from a magazine, or just leave it  
plain.*

